www.optoma.com

Optoma

DC350

Document Camera / Visualiser

- 5mp Camera
- F3.5-3.7 constant aperture lens
- XGA,720P support
- Power on via USB or Power Supply
- Full SD CARD Support for both Images and Video saving
- Built-in speaker
- Built-in microphone
- Image save at 0.8MP, 2MP, 5MP, 12MP resolutions

Visualise the future

DC350

VISUALISE MORE DETAIL FOR EASY LEARNING

When it comes to teaching people, it's often the detail that counts and more is always better. Being able to share your ideas and knowledge with a large audience can be difficult- but a huge benefit.

With the Optoma DC350, you simply position items under the camera, connect it to a projector and show everything on the big screen live as it happens. Information becomes clear and everyone shares your vision.

The DC350 features a 5-megapixel sensor, 40x zoom and 30 frames-per-second video (at full resolution) for stunning image quality and performance allowing you to see detail often not visible to the human eye. Take photos or video using the camera function and include them in future presentation – it's all so easy.

Create more engaging lesson content by easily capturing images, video and audio with the DC350 Document Camera. You can even take a video of a science experiment with the document camera, save it on your PC/Laptop via USB or save to a SD Card and use it in your next class and students can record their demonstrations during presentations for later review.

The DC350 is powerful, robust and full of useful features that will revolutionise any classroom lessons or meeting room presentations.

DC350 – Enhancing the way we communicate.

EASY OPERATION

Not all of us are experts when it comes to understanding new equipment, however, the DC350 is simple to use and easy to understand. Just turn on the Document Camera (Visualiser) connect it to a projector or panel and you are ready to go.

Unlike many other Document Cameras, the main controls are on the base unit, so even if you lose the remote control the education does not stop.

EXCEPTIONALLY SMOOTH VIDEO PERFORMANCE

30 frames-per-second video at full resolution.

AMAZING IMAGE QUALITY

Display more detail with the latest 5MP CMOS sensor and full 720p output. Powerful 40x Zoom Capabilities for ultra-detail.

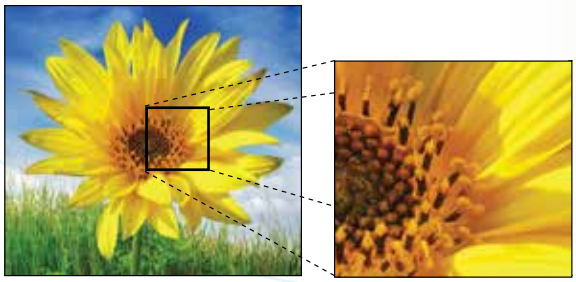

RECORD FULL-MOTION VIDEO AT 30FPS

Amazing quality image and video performance helps you to attract your audience's attention effectively.

SAVE IMAGES DIRECTLY TO SD CARD – MAX 32GB

Easily save images or video directly to SD/SDHC card. Recall your saved material from SD card anytime without connecting to a PC.

Images can be saved at 0.8MP, 2MP, 5MP or 12MP for maximum flexibility and also quality.

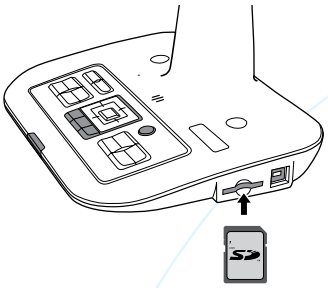

Image	Dimensions	File size
0.8 MP	1024 x 768	196Kb
2MP	1600 x 1200	463Kb
5MP	2560 x 1920	1.22Mb
12MP	3968 x 2976	1.64Mb

F3.5-3.7 CONSTANT APERTURE LENS

The benefit of a constant aperture lens is that you will have the larger aperture all throughout the focal range – and more light means you will be able to shoot in low light situations.

CAPTURE IT, SAVE IT

Sometimes we want to keep a memory of what the camera sees: by pressing the “SNAP” button on the remote control, or base unit images and video can be stored direct to a SD CARD. To review your images just hit the playback button. For permanent storage on a hard drive just connect a PC/Laptop using the supplied USB cable and software or save direct to your SD Card then you can review anytime anywhere.

FLEXIBLE (GOOSENECK) ARM

With an incredibly flexible neck, the DC350 is designed to help teachers and students with its ability to flex and bend, so allowing you to get up-close and personal to capture that perfect image.

PICTURE-IN-PICTURE, CAPTURE, FREEZE, ROTATION, FLIP

With the DC350 you have ultimate control. Want to freeze something under the camera whilst handing out the original, or perhaps compare items using the Picture-in-Picture "PIP" so that comparisons can be made between one item and another. It's all easy for the Optoma DC350 Document Camera (Visualiser).

RECORD AUDIO & VIDEO

The built in microphone enables easy video with audio recording to create multimedia content for lessons and student presentations.

ECO FRIENDLY LED ILLUMINATION (3 X MODE BRIGHTNESS)

Sometimes you need a bit of extra illumination. The DC350 uses eco-friendly; low power LED lamps which are cool to the touch and mercury free, however, due to the excellent sensitivity of the camera the lamp is seldom required. The LED light has 3 light levels for even more flexibility

POWER FROM USB

The DC350 can also power up from a single USB port if you don't have access to a power plug, this also cuts down on cable mess and also makes the DC350 more flexible to move around a classroom or meeting room.

**Note: Some older PC's and Laptops may need a dual USB connection for power over USB*

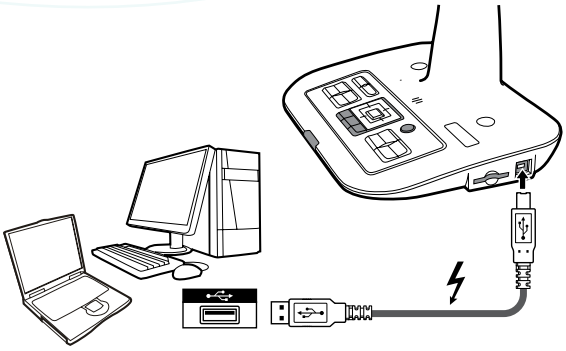

SMART DC SOFTWARE

It takes just a USB cable to connect your PC/Laptop to the DC350. Start sharing instantly and do editing together live as a class through Smart DC! "Supplied with the DC350" Use all the enhanced drawing and annotation tools! You can also turn your lesson into video clips through the recording feature and save to either you PC/Laptop or to a SD Card.

You can also use Skype to connect to another school and share your ideas.

DC350 Connections

1. DC 5V Power Socket
2. VGA Output Port
3. VGA Input Port
4. Remote Control Signal Receiver
5. SD Card Slot
6. USB Port

DC350 Control panel

- Power On/Off.
- Invert image 180°
- Macro/Normal switch
- Freeze the current image
- Capture a still image
- MENU OK — Show menu and select
- Direction keys
- Zoom out
- Zoom in
- One-time auto focus
- PC — Pass the signal from PC via RGB input port to RGB output port.
- Turn on/off the LED lamp and adjust the brightness.
- Show/hide brightness adjustment bar
- Delete one file from memory when in playback mode
- Record a video clip
- Enter playback mode to display recorded pictures and video clips



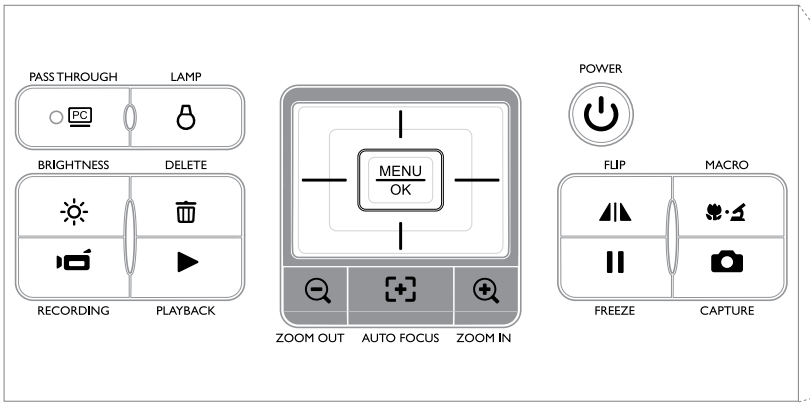

DC350 Remote

- Brightness hotkey
- Power on / off
- Freeze current image. * Pause the clip while playing videos
- ICON Show or hide on-screen icons
- To show or hide OSD menu
- Enter playback mode to display recorded pictures and video clips
- Invert image 180°
- Select and adjust
- Record a video clip
- Capture a still image
- Zoom out / Zoom in
- One-shot auto focus
- Use the level bar to adjust the focus manually
- 2X or 4X digital zoom
- Highlight function on / off
- Mask function on / off
- Macro / Normal switch
- Adjust highlighted / masked area size
- Set color for highlighted / masked area
- VOLUME Increase / decrease volume.
- Picture in Picture function on /off *For displaying a still image as an insert while displaying another image

DC350 Specifications

Image sensor	1/3.2” CMOS Colour sensor
Total pixels	5M pixels
Output resolution	XGA/720p (720p via USB)
Zoom	40X total zoom (5X optical zoom / 8X digital zoom)
Frame rate	30fps (max.)
Focus	Auto / Manual
Constant aperture lens	F3.5-3.7
Shooting area	A4 landscape (210.8 x 297.2 mm) (21.08 x 29.72 cm)
Image rotation	Software rotation 0° / 90° / 180° / 270°
Recording	Yes (to SDHC card)
Internal storage	Built-in memory 22.5Mb
External storage	SDHC (32GB max.)
Image effects	Graphic / Text / B&W / Negative / Freeze / Sketch
White balance	Auto / Manual (Auto, Fluorescent, Tungsten and Custom)
Presentation tools	Yes (Smart DC)
Picture-in-picture	Yes
Still image resolution	12MP / 5MP / 2MP / 0.8 MP
Image control	Freeze / Highlight / Mask / Flip / PIP / Slideshow
Capture mode	Single / Continuous
Flicker filter control	Yes (50/60Hz)
Remote control	Yes (full function)
Light source	Embedded LED lamp (3 x brightness settings)
VGA output	Yes
VGA pass through	Yes
USB 2.0 port	Yes (PC camera / built-in image download) and USB Power (as needed)
Audio input	Built-in MIC
Audio output	Built-in speaker
Clock	Built-in
Microscope adaptor	Yes (Ø28mm ,Ø31mm, Ø33mm, and Ø34mm eyepieces)
On-Screen menu	Yes (control from remote or base unit)
Software languages	English, Deutsch, French and Spanish
dimensions (W x H x D)	operating: 160x 200 x 400 mm folded: 160 x 200 x 300 mm
Net weight	1.2kg
Power source	DC 5V, 100-240V, 50-60Hz
Power consumption	1.78w –3.375w (Max)

Optoma Europe Ltd.
42 Caxton Way, Watford Business Park, Watford, Hertfordshire, UK. WD18 8QZ

www.optoma.com

Copyright © 2014, Optoma and its logo is a registered trademark of Optoma Corporation. Optoma Europe Ltd is the licensee of the registered trademark. All other product names and company names used herein are for identification purposes only and may be trademarks or registered trademarks of their respective owners. Errors and omissions excepted, all specifications are subject to change without notice. All images are for representation purposes only and may be simulated.

V2 - 09/10/14